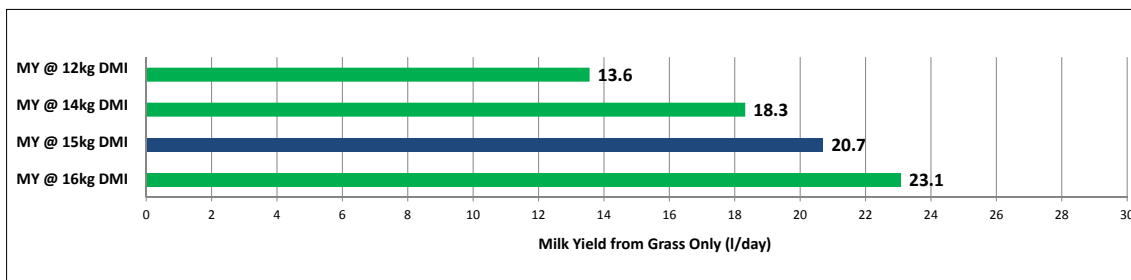


31/05/2017

Week 7: Samples 22nd May 2017

**GrassWatch Report 2017: Southern Milling Monitor Farms**
**Grass Quality**

	Southern Milling Monitor Farms (n=5)	Overall Minimum	Overall Average (n=13)	Overall Maximum
Dry Matter (%)	15.5	13.3	16.7	21.0
Est ME (MJ/kg DM)	11.9	11.6	12.0	12.3
Crude Protein (%)	26.5	19.1	24.6	32.4
NDF (%)	38	31	37	43
Oil A (%)	4.3	3.7	4.3	4.9
Free Nitrates (mg/kg)	375	100	430	2500

**Predicted Milk Yield From Grass Only: Average Monitor Farm**


Energy from Grass @ 12kg DMI	143	MJ/day
Energy from Grass @ 15kg DMI	179	MJ/day
Energy required for 24 litres	195	MJ/day
Energy required for 30 litres	225	MJ/day

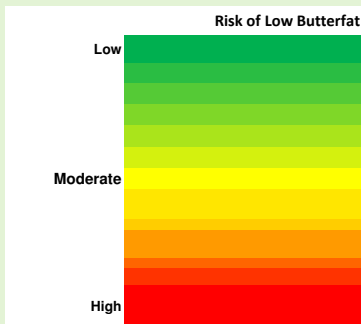
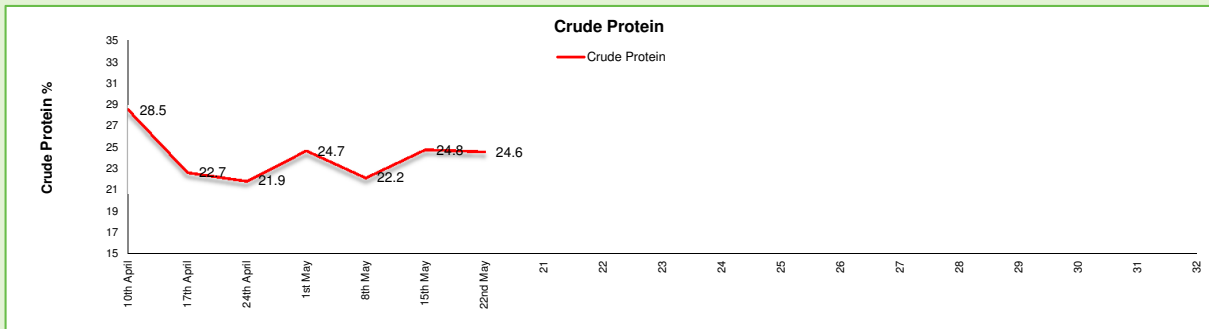
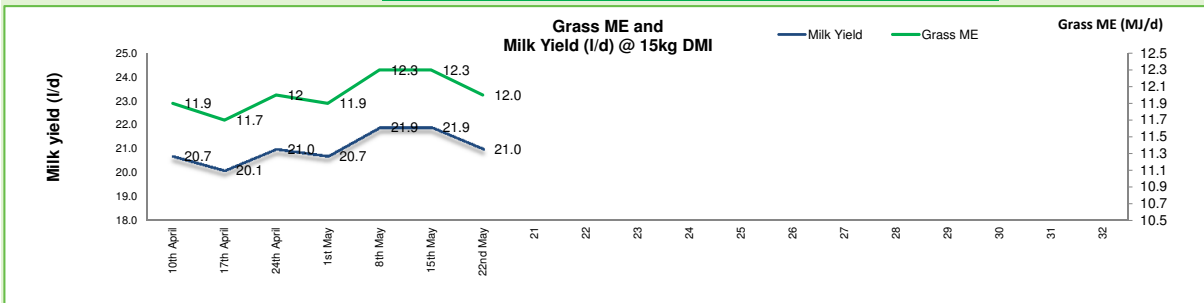
**Compound Required, kg/ day**

	12kg DMI	15kg DMI
24 litres	4.8	1.5
26 litres	5.8	2.5
28 litres	6.7	3.4
30 litres	7.6	4.3

**Weekly Grass Growths (Agrinet)**



**Weekly Grazing Information: Average**



	Average	Farm
RFC Intake	171	157
Acid Load	40	39
Fibre Index	157	165
RUFAL Intake	15	15

	Average	Farm
NFEPB (g/kg DM)	85	103
NFEPB (g/day)	1275	1545
Grass Excess N	164	189
Est Milk Loss (l/h/d)*	1.11	1.39

\* Estimated milk loss from excess N in grass only